

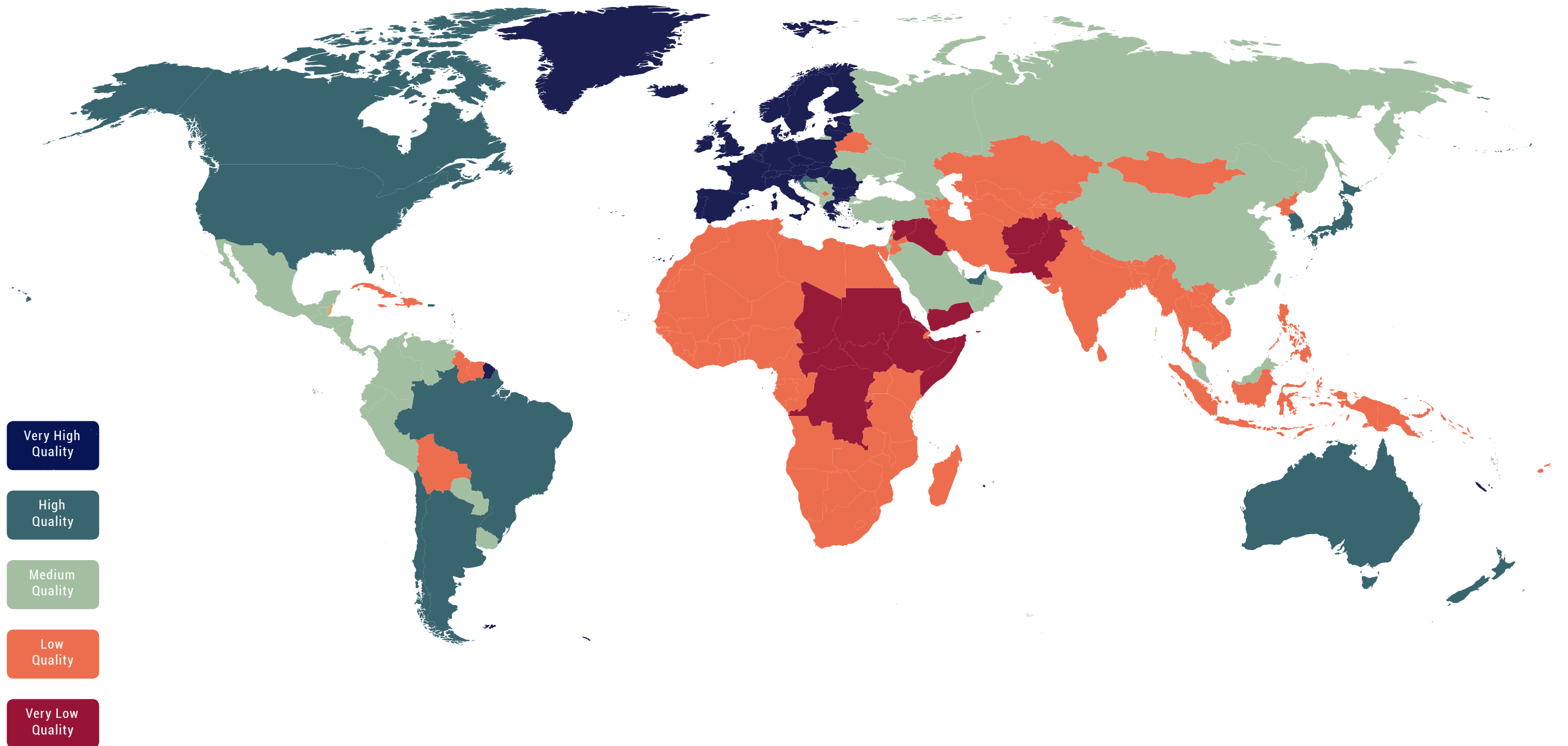
Kälin and Kochenov's

**QNI** Quality of  
Nationality  
Index

Global Rankings

Edited by Dimitry Kochenov and Justin Lindeboom

# Quality of the World's Nationalities



## About the Quality of Nationality Index

*Kälin and Kochenov's Quality of Nationality Index (QNI)* ranks the objective value of the world's nationalities as legal statuses of attachment to states. Looking beyond simple visa-free tourist or business travel rights, the QNI takes several other crucial factors into account to demonstrate that the world's nationalities are not equal, and that some nationalities afford a better legal status than others to develop one's talents while living a rewarding life. The emerging picture reveals that while some nationalities are welcomed bundles of rights, others – the majority, in fact – are clear liabilities for their holders.

The QNI ranks *nationalities* rather than states per se. It takes into account the increase in world migration flows and the lack of correlation between the nationalities held by a growing number of active individuals and the countries in which their businesses are established and their lives are lived. Such considerations fundamentally distinguish the QNI from the majority of other indexes and rankings, which take states – that is, sovereign territorial entities – somewhat too seriously. In today's globalized world, the legal status of millions of nationals extends their opportunities and aspirations far beyond their countries of origin: the confines of the state simply are not the limit of one's ambitions and expectations.

The reality that the QNI describes is regrettable in many respects: in most cases our nationality plays an important role in establishing a highly arbitrary ceiling, one that determines our opportunities and aspirations. This ceiling reflects the core aspect of being a national of some specific place: nationality is based on a random act of birth that bears no correlation to any person's achievements, ideas, feelings, and desires – instead, it is the result of a 'birthright lottery', in the memorable phrase of Ayelet Shachar. This is something that the designers of the QNI do not endorse but nevertheless observe as part of the day-to-day global reality and that the Index aims to document.

## The Creators, Editors, and Authors of the QNI

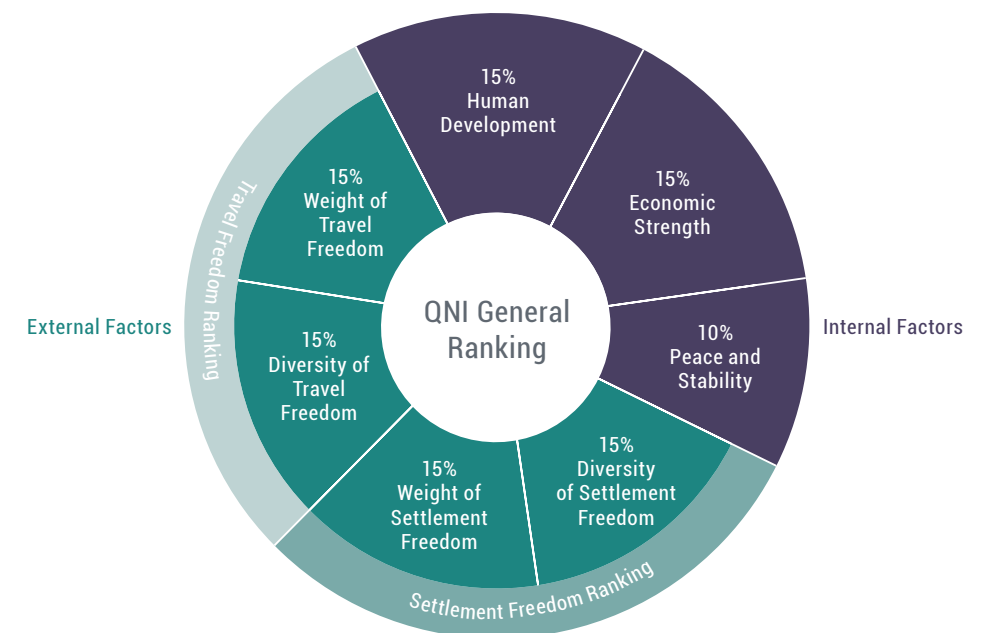
Published by Hart, the QNI is the result of successful cooperation between Dr. Christian H. Kälin, Chairman of Henley & Partners, the world's leading residence and citizenship planning firm, and Prof. Dr. Dimitry Kochenov, Professor of European Constitutional Law and Citizenship at the University of Groningen.

Moving beyond the general concept, Mr. Justin Lindeboom, who writes and teaches European law and legal theory at the University of Groningen, has been the key editor of the Index together with Prof. Kochenov.

The Index is complemented by astute scholarly insight in the form of 20 expert commentaries written by 21 professionals and leading academics from across the globe, from Iceland to New Zealand. The publication is invaluable to academics and those interested in objectively comparing nationalities for any reason, including acquiring alternative residence or citizenship.

The production of the QNI has been made possible by the generous support of Henley & Partners – the global leader in residence and citizenship planning. With offices in over 30 countries worldwide, Henley & Partners is the world's largest and most important investment migration firm.

## How Does the QNI Work?



For the reliable comparison of nationalities, it is important to consider both internal and external factors. Internally, the QNI looks at how successful nationalities are in terms of:

- Economic Strength: measured using purchasing power parity data, excluding natural resources rents, collected from the World Bank
- Human Development: measured using the United Nations Development Programme Human Development Index
- Peace and Stability: measured using figures from the Institute for Economics and Peace's annual Global Peace Index

Externally, the QNI evaluates the worth of nationalities in terms of:

- Travel Freedom:
  1. Diversity of travel freedom: measured by the number of other jurisdictions one can travel to while holding a particular nationality
  2. Weight of travel freedom: the combined human development level and economic strength of each of these jurisdictions
- Settlement Freedom:
  1. Diversity of settlement freedom: measured by the number of other jurisdictions one can settle in while holding a particular nationality
  2. Weight of settlement freedom: the combined human development level and economic strength of each of these jurisdictions

The QNI ranks nationalities on a scale from 0% to 100%, with scores rounded to one decimal place. The weighting of internal and external factors within the QNI General Ranking is 40% and 60% respectively. The Index allows for an objective and impartial comparative assessment of the worth of all the world's nationalities.

## The General QNI Ranking

|    | Nationality            | Value 2018 | Change in Value 2017–2018 | Change in Value 2014–2018 |
|----|------------------------|------------|---------------------------|---------------------------|
| 1  | France                 | 83.5       | -0.3                      | +0.2                      |
| 2  | Germany                | 82.8       | -0.4                      | +0.2                      |
| 2  | Netherlands            | 82.8       | +0.3                      | +0.2                      |
| 3  | Denmark                | 81.7       | -0.3                      | -0.8                      |
| 4  | Sweden                 | 81.5       | -0.1                      | -0.4                      |
| 4  | Norway                 | 81.5       | -0.5                      | +0.1                      |
| 5  | Iceland                | 81.4       | -0.1                      | +0.9                      |
| 6  | Finland                | 81.2       | +0.4                      | -1.0                      |
| 7  | Italy                  | 80.7       | -0.5                      | +0.7                      |
| 8  | United Kingdom         | 80.3       | +0.1                      | -0.2                      |
| 9  | Ireland                | 80.2       | -0.2                      | 0                         |
| 10 | Spain                  | 80.0       | -0.5                      | +0.4                      |
| 11 | Switzerland            | 79.8       | -0.4                      | -0.4                      |
| 11 | Belgium                | 79.8       | 0                         | +0.2                      |
| 12 | Austria                | 79.7       | 0                         | +0.1                      |
| 13 | Czech Republic         | 79.0       | -0.2                      | +1.7                      |
| 13 | Portugal               | 79.0       | -0.3                      | +0.7                      |
| 13 | Luxembourg             | 79.0       | -0.1                      | -0.3                      |
| 14 | Liechtenstein          | 78.9       | -0.3                      | -0.1                      |
| 15 | Slovenia               | 78.6       | +0.7                      | +1.8                      |
| 16 | Malta                  | 77.6       | +0.7                      | +1.0                      |
| 17 | Hungary                | 77.5       | -0.4                      | +0.6                      |
| 17 | Slovakia               | 77.5       | 0                         | +0.9                      |
| 18 | Greece                 | 77.3       | 0                         | +0.6                      |
| 19 | Estonia                | 77.1       | 0                         | +1.2                      |
| 20 | Poland                 | 77.0       | -0.4                      | +1.4                      |
| 20 | Lithuania              | 77.0       | 0                         | +1.9                      |
| 20 | Latvia                 | 77.0       | +0.2                      | +1.9                      |
| 21 | Cyprus                 | 75.3       | -0.1                      | +2.2                      |
| 22 | Romania                | 75.2       | +0.3                      | +14.9                     |
| 23 | Bulgaria               | 75.0       | +0.5                      | +14.3                     |
| 24 | Croatia                | 73.8       | +4.2                      | +19.6                     |
| 25 | United States          | 70.0       | -0.9                      | +4.6                      |
|    | EU citizenship         | 63.6       | -0.3                      | -5.7                      |
| 26 | Japan                  | 58.4       | +0.1                      | -0.8                      |
| 27 | Gibraltar <sup>1</sup> | 56.0       | +0.3                      | n/a                       |

1 British overseas territories (Gibraltar)

|    | Nationality                        | Value 2018 | Change in Value 2017–2018 | Change in Value 2014–2018 |
|----|------------------------------------|------------|---------------------------|---------------------------|
| 28 | Canada                             | 55.3       | +0.1                      | +0.3                      |
| 29 | Australia                          | 55.2       | -0.5                      | +0.4                      |
| 29 | Chile                              | 55.2       | -0.3                      | +4.4                      |
| 30 | Singapore                          | 55.1       | +0.2                      | +0.3                      |
| 31 | New Zealand                        | 54.8       | -0.4                      | -0.2                      |
| 32 | Argentina                          | 54.5       | +0.1                      | +3.2                      |
| 33 | Brazil                             | 54.3       | +0.1                      | +3.8                      |
| 34 | Korea (Republic of)                | 54.2       | -0.2                      | +1.0                      |
| 35 | Jersey                             | 53.3       | -0.6                      | n/a                       |
| 36 | Guernsey                           | 53.2       | -0.6                      | n/a                       |
| 36 | Isle of Man                        | 53.2       | -0.6                      | n/a                       |
| 37 | Monaco                             | 52.5       | -0.4                      | +1.3                      |
| 38 | Andorra                            | 51.6       | -0.6                      | +2.4                      |
| 39 | San Marino                         | 51.4       | -0.9                      | +0.1                      |
| 40 | Malaysia                           | 51.0       | +0.1                      | +2.0                      |
| 41 | Uruguay                            | 50.5       | -0.1                      | +2.1                      |
| 42 | United Arab Emirates               | 50.3       | +2.4                      | +12.8                     |
| 43 | Brunei Darussalam                  | 49.2       | -0.4                      | +0.1                      |
| 44 | Hong Kong, China (SAR)             | 48.9       | +0.7                      | +1.3                      |
| 45 | Antigua and Barbuda                | 47.7       | +0.1                      | +2.4                      |
| 46 | Saint Kitts and Nevis              | 47.5       | +0.2                      | +2.4                      |
| 47 | Paraguay                           | 46.8       | +0.1                      | +2.9                      |
| 48 | Israel                             | 46.7       | -0.2                      | +1.6                      |
| 49 | Barbados                           | 46.3       | +0.2                      | +2.7                      |
| 49 | Saint Vincent and the Grenadines   | 46.3       | +0.6                      | +9.6                      |
| 50 | Seychelles                         | 46.2       | -0.4                      | +4.2                      |
| 51 | Chinese Taipei (Taiwan)            | 46.1       | -0.1                      | -0.2                      |
| 52 | Mexico                             | 45.7       | +0.1                      | +3.0                      |
| 52 | Grenada                            | 45.7       | +0.5                      | +9.8                      |
| 53 | Peru                               | 45.6       | +0.4                      | +9.5                      |
| 54 | Bahamas                            | 45.5       | +0.1                      | +1.3                      |
| 54 | Costa Rica                         | 45.5       | +0.3                      | +3.5                      |
| 54 | Saint Lucia                        | 45.5       | +0.3                      | +8.5                      |
| 55 | Mauritius                          | 45.2       | -0.2                      | +3.2                      |
| 56 | China                              | 44.3       | +0.8                      | +4.9                      |
| 56 | Venezuela (Bolivarian Republic of) | 44.3       | +1.9                      | +3.5                      |

## The General QNI Ranking

|    | Nationality                      | Value 2018 | Change in Value 2017–2018 | Change in Value 2014–2018 |
|----|----------------------------------|------------|---------------------------|---------------------------|
| 57 | Commonwealth of Dominica         | 43.9       | -0.4                      | +7.9                      |
| 58 | Panama                           | 43.8       | 0                         | +2.4                      |
| 58 | Macao                            | 43.8       | 0                         | +2.0                      |
| 59 | Colombia                         | 43.3       | +0.9                      | +11.6                     |
| 59 | Trinidad and Tobago              | 43.3       | +0.5                      | +7.9                      |
| 60 | Palau                            | 42.7       | 0                         | n/a                       |
| 61 | Serbia                           | 42.1       | +0.3                      | +3.5                      |
| 62 | Russian Federation               | 42.0       | +0.1                      | +3.8                      |
| 63 | Marshall Islands                 | 41.8       | -0.6                      | n/a                       |
| 64 | Montenegro                       | 40.9       | +0.1                      | +3.1                      |
| 65 | Micronesia (Federated States of) | 40.2       | -0.4                      | n/a                       |
| 66 | El Salvador                      | 39.7       | -0.2                      | +1.6                      |
| 66 | Samoa                            | 39.7       | +0.6                      | n/a                       |
| 67 | North Macedonia                  | 39.3       | 0                         | +2.2                      |
| 68 | Honduras                         | 39.2       | -0.3                      | +2.4                      |
| 69 | Ecuador                          | 39.1       | -0.3                      | +7.6                      |
| 69 | Guatemala                        | 39.1       | +0.4                      | +1.9                      |
| 70 | Kuwait                           | 39         | +0.5                      | +1.6                      |
| 71 | Bosnia and Herzegovina           | 38.8       | -0.1                      | +2.8                      |
| 72 | Albania                          | 38.7       | -0.1                      | +3.1                      |
| 72 | Tonga                            | 38.7       | 0                         | n/a                       |
| 73 | Moldova (Republic of)            | 38.6       | -0.7                      | +7.7                      |
| 73 | Tuvalu                           | 38.6       | +0.3                      | n/a                       |
| 74 | Nicaragua                        | 38.5       | +0.4                      | +2.3                      |
| 75 | Ukraine                          | 38.2       | +0.9                      | +5.4                      |
| 76 | Turkey                           | 37.7       | +0.6                      | +2.5                      |
| 77 | Georgia                          | 37.5       | +0.1                      | +8.3                      |
| 78 | Qatar                            | 37.1       | -0.1                      | -1.1                      |
| 78 | Vanuatu                          | 37.1       | -0.1                      | n/a                       |
| 78 | Oman                             | 37.1       | +0.7                      | +2.1                      |
| 79 | Kiribati                         | 36.6       | +0.2                      | n/a                       |
| 80 | Solomon Islands                  | 36.5       | +0.4                      | n/a                       |
| 81 | Saudi Arabia                     | 36.2       | +0.3                      | +0.2                      |
| 82 | Bahrain                          | 36.1       | +0.5                      | +0.8                      |
| 83 | Bolivia (Plurinational State of) | 35.8       | -0.3                      | +2.0                      |
| 84 | Kazakhstan                       | 35.7       | +0.1                      | +3.8                      |

|     | Nationality            | Value 2018 | Change in Value 2017–2018 | Change in Value 2014–2018 |
|-----|------------------------|------------|---------------------------|---------------------------|
| 85  | South Africa           | 35.0       | +0.1                      | +2.5                      |
| 86  | Belarus                | 34.8       | -0.1                      | +1.5                      |
| 87  | Cape Verde             | 34.2       | -0.4                      | +2.2                      |
| 88  | Belize                 | 34.1       | -0.3                      | +2.8                      |
| 89  | Ghana                  | 33.9       | -0.3                      | +2.3                      |
| 90  | Guyana                 | 33.6       | +0.6                      | +3.7                      |
| 91  | Fiji                   | 33.2       | +0.1                      | n/a                       |
| 92  | Suriname               | 33.1       | +0.5                      | +1.6                      |
| 92  | Timor-Leste            | 33.1       | +0.3                      | +8.4                      |
| 93  | Maldives               | 33.0       | +0.3                      | +1.7                      |
| 93  | Botswana               | 33.0       | +0.1                      | +2.7                      |
| 94  | Thailand               | 32.4       | 0                         | +1.5                      |
| 95  | Gambia                 | 32.2       | +0.2                      | +2.0                      |
| 95  | India                  | 32.2       | +1.0                      | +2.7                      |
| 96  | Nauru                  | 32.0       | -0.4                      | n/a                       |
| 96  | Jamaica                | 32.0       | -0.1                      | +1.6                      |
| 97  | Indonesia              | 31.8       | +0.6                      | +2.4                      |
| 97  | Benin                  | 31.8       | +0.1                      | +2.4                      |
| 98  | Armenia                | 31.7       | -0.4                      | +2.3                      |
| 99  | Senegal                | 31.3       | -0.1                      | +2.0                      |
| 99  | Sierra Leone           | 31.3       | -0.4                      | +1.9                      |
| 100 | Israeli Laissez-passer | 31.0       | -0.5                      | n/a                       |
| 101 | Latvia (Non-Citizen)   | 30.8       | -0.2                      | +1.1                      |
| 102 | Kyrgyzstan             | 30.6       | 0                         | +3.1                      |
| 103 | Togo                   | 30.3       | -0.8                      | +1.5                      |
| 104 | Dominican Republic     | 30.2       | +0.6                      | +2.5                      |
| 105 | Azerbaijan             | 30.1       | -0.2                      | +0.4                      |
| 106 | Namibia                | 30.0       | -0.3                      | +1.8                      |
| 106 | Côte d'Ivoire          | 30.0       | -0.1                      | +2.6                      |
| 106 | Cuba                   | 30.0       | +0.5                      | +0.5                      |
| 107 | Tunisia                | 29.9       | -0.6                      | +0.2                      |
| 107 | Guinea                 | 29.9       | +0.4                      | +2.7                      |
| 108 | Burkina Faso           | 29.8       | 0                         | +2.2                      |
| 109 | Mongolia               | 29.3       | +0.2                      | +1.8                      |
| 109 | Uzbekistan             | 29.3       | 0                         | +0.6                      |
| 110 | Guinea-Bissau          | 28.8       | +0.3                      | +3.1                      |
| 111 | Papua New Guinea       | 28.7       | 0                         | +2.3                      |
| 112 | Liberia                | 28.6       | -0.1                      | +1.5                      |

## The General QNI Ranking

| Nationality | Value 2018                          | Change in Value 2017–2018 | Change in Value 2014–2018 |      |
|-------------|-------------------------------------|---------------------------|---------------------------|------|
| 110         | Guinea-Bissau                       | 28.8                      | +0.3                      | +3.1 |
| 111         | Papua New Guinea                    | 28.7                      | 0                         | +2.3 |
| 112         | Liberia                             | 28.6                      | -0.1                      | +1.5 |
| 113         | Morocco                             | 28.1                      | -0.2                      | +1.5 |
| 113         | Nigeria                             | 28.1                      | -1.0                      | +0.8 |
| 114         | Tajikistan                          | 27.9                      | +0.2                      | +1.3 |
| 114         | Philippines                         | 27.9                      | +0.1                      | +1.0 |
| 115         | Mali                                | 27.8                      | -1.0                      | +0.8 |
| 115         | Eswatini                            | 27.8                      | +0.2                      | +2.2 |
| 116         | Zambia                              | 27.6                      | -0.5                      | +1.0 |
| 117         | Bhutan                              | 27.5                      | -0.3                      | +1.2 |
| 118         | Niger                               | 27.4                      | -0.3                      | +1.6 |
| 118         | Algeria                             | 27.4                      | 0                         | +0.8 |
| 119         | Tanzania<br>(United Republic of)    | 27.0                      | -0.4                      | +1.7 |
| 120         | Kenya                               | 26.9                      | +0.2                      | +2.2 |
| 121         | Gabon                               | 26.8                      | -0.3                      | +1.3 |
| 121         | Jordan                              | 26.8                      | -0.3                      | -0.1 |
| 121         | Viet Nam                            | 26.8                      | +0.1                      | +0.5 |
| 122         | Turkmenistan                        | 26.7                      | 0                         | +1.1 |
| 123         | Lesotho                             | 26.6                      | -0.2                      | +0.5 |
| 124         | Malawi                              | 26.4                      | -0.4                      | +1.7 |
| 125         | Sri Lanka                           | 26.2                      | -0.3                      | +1.6 |
| 125         | Iran (Islamic Republic of)          | 26.2                      | +0.4                      | +0.8 |
| 126         | São Tomé and Príncipe               | 25.8                      | -0.3                      | +1.9 |
| 127         | Egypt                               | 25.7                      | -0.4                      | +0.5 |
| 128         | Kosovo                              | 25.3                      | -0.7                      | +0.9 |
| 128         | Lao People's<br>Democratic Republic | 25.3                      | 0                         | +0.5 |
| 129         | British Nationals (Overseas)        | 25.2                      | 0                         | n/a  |
| 130         | Uganda                              | 25.1                      | -0.2                      | +1.5 |
| 130         | Lebanon                             | 25.1                      | -0.3                      | 0    |
| 130         | British overseas territories        | 25.1                      | -0.2                      | n/a  |
| 131         | Zimbabwe                            | 24.9                      | +0.1                      | +2.5 |
| 132         | Equatorial Guinea                   | 24.8                      | -0.1                      | +2.1 |
| 133         | Cambodia                            | 24.6                      | 0                         | -0.3 |
| 134         | Madagascar                          | 24.5                      | -0.3                      | +1.5 |
| 135         | Angola                              | 24.2                      | +0.6                      | +2.7 |
































| Nationality | Value 2018                            | Change in Value 2017–2018 | Change in Value 2014–2018 |      |
|-------------|---------------------------------------|---------------------------|---------------------------|------|
| 135         | Comoros                               | 24.2                      | -0.5                      | +2.1 |
| 136         | Mauritania                            | 24.1                      | -0.5                      | +0.9 |
| 137         | Bangladesh                            | 23.6                      | 0                         | +1.2 |
| 137         | Haiti                                 | 23.6                      | -0.3                      | +1.5 |
| 138         | Rwanda                                | 23.3                      | +0.3                      | +2.9 |
| 138         | Mozambique                            | 23.3                      | -0.1                      | +2.2 |
| 138         | Congo (Republic of the)               | 23.3                      | +0.7                      | +0.8 |
| 139         | Palestinian Territory                 | 23.1                      | 0                         | +0.7 |
| 139         | Myanmar                               | 23.1                      | -0.1                      | +1.6 |
| 140         | Nepal                                 | 23.0                      | -0.1                      | 0    |
| 141         | Korea (DPRK) <sup>2</sup>             | 22.9                      | -0.2                      | n/a  |
| 142         | British Overseas citizens             | 22.8                      | +0.2                      | n/a  |
| 143         | British protected persons             | 22.6                      | +0.3                      | n/a  |
| 143         | British subjects                      | 22.6                      | -0.1                      | n/a  |
| 144         | Cameroon                              | 22.4                      | +0.3                      | +0.3 |
| 145         | Djibouti                              | 21.7                      | -0.6                      | +0.2 |
| 145         | Libya                                 | 21.7                      | -0.4                      | -2.7 |
| 146         | Chad                                  | 20.7                      | -0.2                      | +1.7 |
| 147         | Burundi                               | 20.0                      | +0.6                      | +1.2 |
| 148         | Ethiopia                              | 19.9                      | -0.1                      | +0.7 |
| 149         | Iraq                                  | 19.4                      | +3.8                      | -0.5 |
| 150         | Pakistan                              | 19.0                      | -0.3                      | +0.5 |
| 151         | Sudan (Republic of the )              | 18.9                      | -0.4                      | +1.0 |
| 152         | Eritrea                               | 18.8                      | -0.3                      | +0.4 |
| 153         | Congo<br>(Democratic Republic of the) | 18.0                      | -0.9                      | +1.3 |
| 154         | Central African Republic              | 17.6                      | -0.1                      | +1.0 |
| 155         | Yemen                                 | 17.2                      | -0.7                      | -3.7 |
| 156         | Syrian Arab Republic                  | 16.8                      | -0.1                      | -1.9 |
| 157         | South Sudan                           | 15.9                      | -0.8                      | n/a  |
| 158         | Afghanistan                           | 15.4                      | +0.3                      | -0.1 |
| 159         | Somalia                               | 13.8                      | -0.5                      | n/a  |

<sup>2</sup> Korea (Democratic People's Republic of)

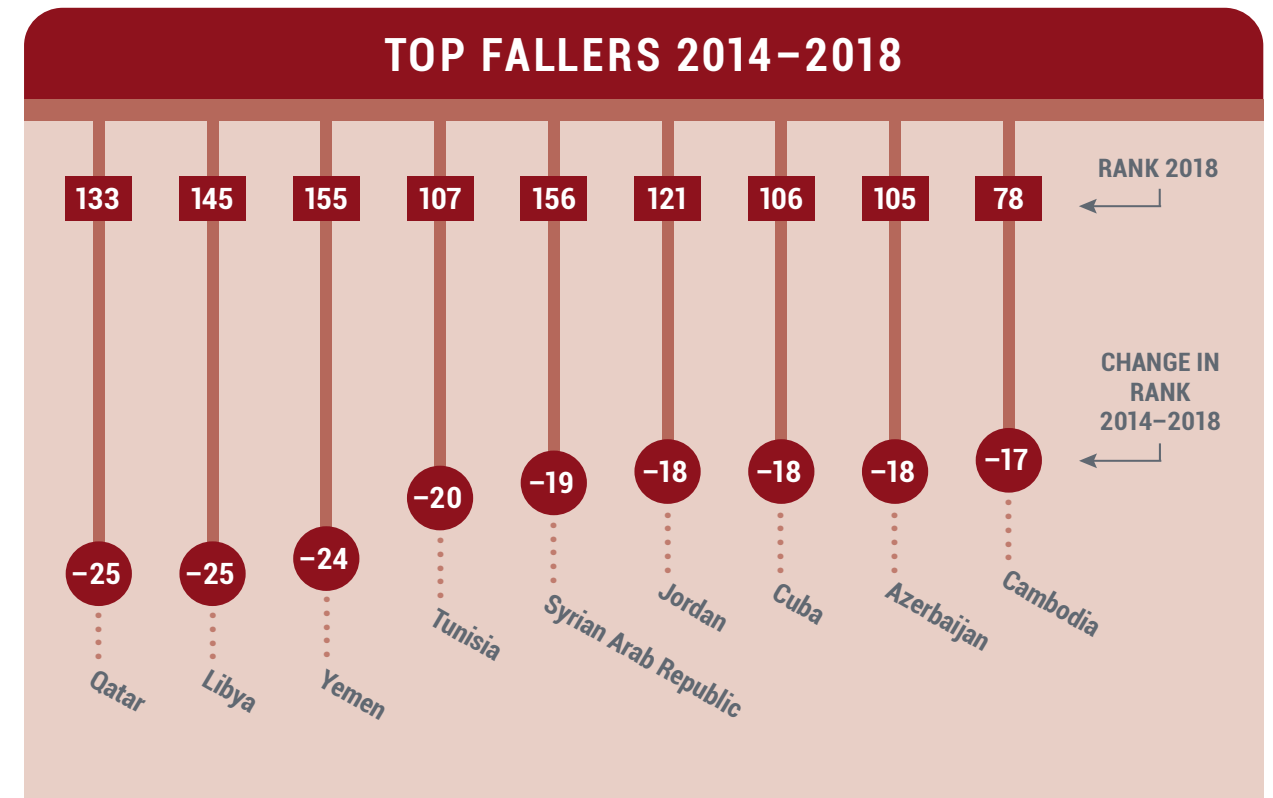
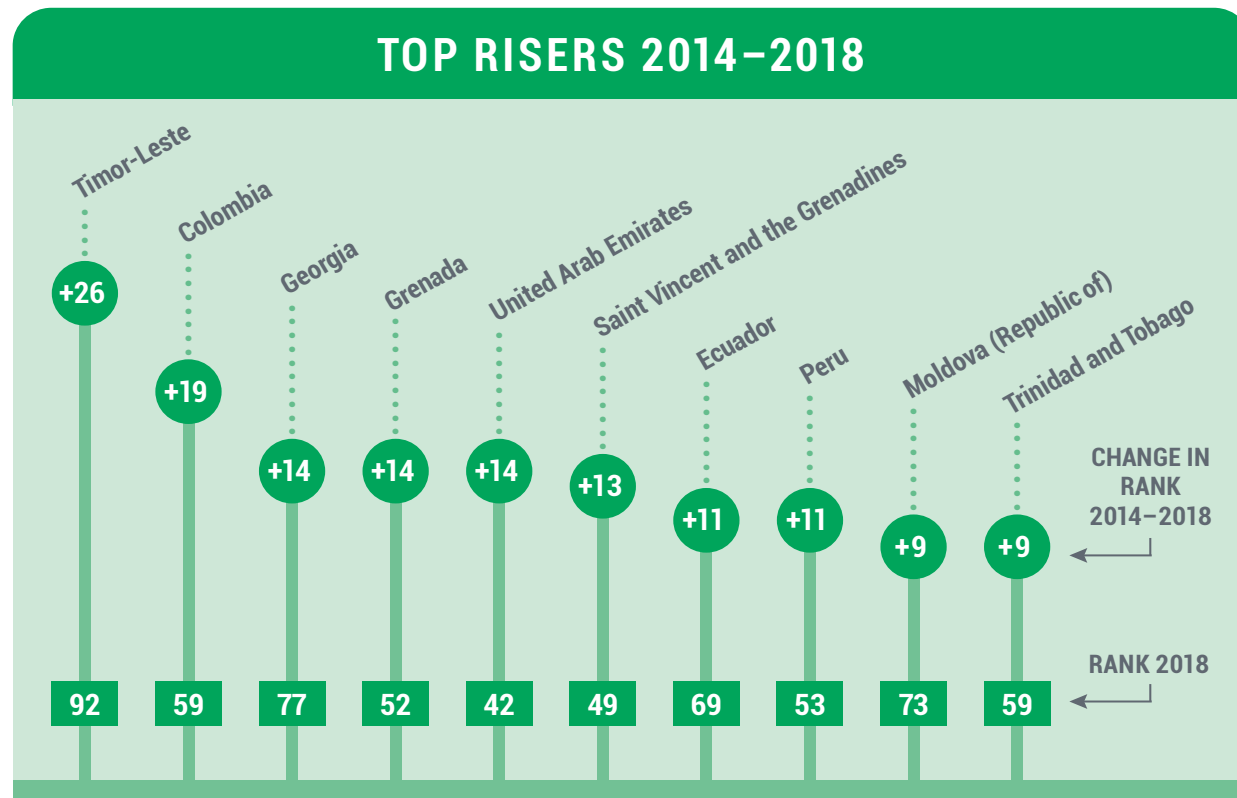
## Movement between Tiers 2014–2018

| Nationality           | Movement 2014–2018 | 2014 Tier        | 2018 Tier         |
|-----------------------|--------------------|------------------|-------------------|
| Bulgaria              | ▲                  | High Quality     | Very High Quality |
| Cyprus                | ▲                  | High Quality     | Very High Quality |
| Romania               | ▲                  | High Quality     | Very High Quality |
| Andorra               | ▲                  | Medium Quality   | High Quality      |
| Malaysia              | ▲                  | Medium Quality   | High Quality      |
| United Arab Emirates  | ▲                  | Medium Quality   | High Quality      |
| Uruguay               | ▲                  | Medium Quality   | High Quality      |
| Bolivia <sup>1</sup>  | ▲                  | Low Quality      | Medium Quality    |
| Colombia              | ▲                  | Low Quality      | Medium Quality    |
| Ecuador               | ▲                  | Low Quality      | Medium Quality    |
| Georgia               | ▲                  | Low Quality      | Medium Quality    |
| Kazakhstan            | ▲                  | Low Quality      | Medium Quality    |
| Moldova (Republic of) | ▲                  | Low Quality      | Medium Quality    |
| South Africa          | ▲                  | Low Quality      | Medium Quality    |
| Ukraine               | ▲                  | Low Quality      | Medium Quality    |
| Burundi               | ▲                  | Very Low Quality | Low Quality       |
| Chad                  | ▲                  | Very Low Quality | Low Quality       |
| Yemen                 | ▼                  | Low Quality      | Very Low Quality  |

## Top 3 Nationalities in Each Parameter

|                  | Parameters  | Top 3   |
|------------------|---|---|
| Internal Factors | Human Development   |  1. Monaco  2. Norway  3. Switzerland  |
|                  | Economic Strength   |  1. China  2. US  3. India   |
|                  | Peace and Stability   |  1. Iceland  2. New Zealand  3. Austria  |
| External Factors | Weight of Travel Freedom  |  1. Japan  2. Singapore  3. Germany   |
|                  | Diversity of Travel Freedom   |  1. Japan  2. Germany  3. Denmark  3. Finland  3. France       |
|                  |   |  3. Italy  3. Singapore  3. Spain  3. Sweden  |
|                  | Weight of Settlement Freedom  |  1. France  2. Netherlands  3. Finland   |
|                  | Diversity of Settlement Freedom   |  1. France  2. Netherlands  3. Denmark  3. Finland  3. Iceland |
|                  |  3. Norway  3. Sweden |   |

## Top Risers and Top Fallers 2014–2018





## Regional Overview: Europe

### Quality of European Nationalities 2011–2018

#### Top 10 Nationalities

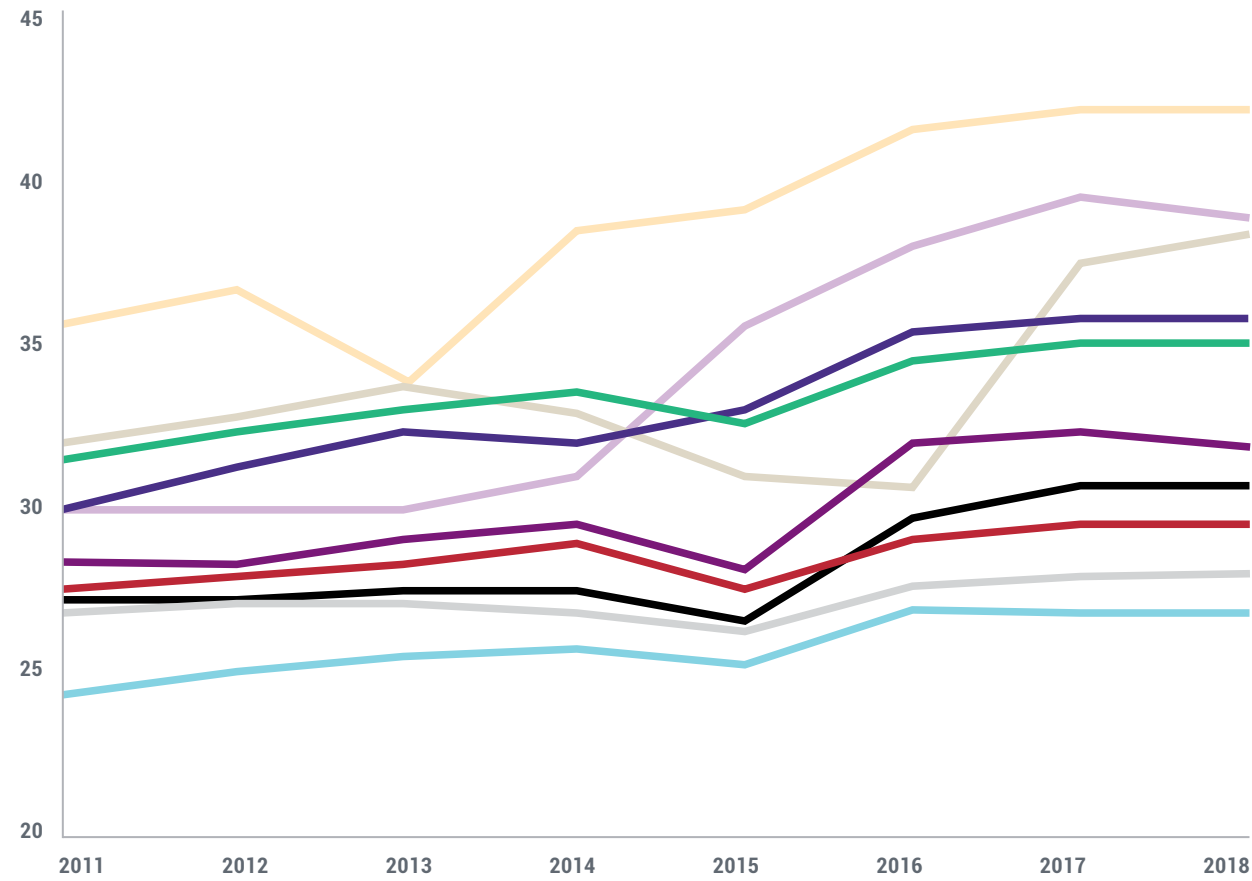
| 2011           |       | 2012           |       | 2013           |       | 2014           |       | 2015           |       | 2016           |       | 2017        |       | 2018           |       |
|----------------|-------|----------------|-------|----------------|-------|----------------|-------|----------------|-------|----------------|-------|-------------|-------|----------------|-------|
| Country        | Score | Country        | Score | Country        | Score | Country        | Score | Country        | Score | Country        | Score | Country     | Score | Country        | Score |
| France         | 83.3  | France         | 83.6  | France         | 83.1  | France         | 83.3  | France         | 83.0  | France         | 84.3  | France      | 83.8  | France         | 83.5  |
| Germany        | 82.3  | Germany        | 82.6  | Netherlands    | 82.6  | Netherlands    | 82.6  | Germany        | 82.4  | Germany        | 83.8  | Germany     | 83.2  | Netherlands    | 82.8  |
| Netherlands    | 82.1  | Netherlands    | 82.4  | Germany        | 82.6  | Germany        | 82.6  | Netherlands    | 82.3  | Netherlands    | 82.7  | Netherlands | 82.5  | Germany        | 82.8  |
| Denmark        | 81.6  | Denmark        | 81.8  | Denmark        | 81.9  | Denmark        | 82.5  | Denmark        | 82.1  | Denmark        | 82.4  | Norway      | 82.0  | Denmark        | 81.7  |
| United Kingdom | 81.2  | Finland        | 81.3  | Finland        | 81.4  | Finland        | 82.2  | Finland        | 81.8  | Sweden         | 82.1  | Denmark     | 82.0  | Sweden         | 81.5  |
| Norway         | 81.2  | Sweden         | 81.2  | Sweden         | 81.3  | Sweden         | 81.9  | Norway         | 81.6  | Norway         | 81.9  | Sweden      | 81.6  | Norway         | 81.5  |
| Finland        | 81.1  | Norway         | 81.1  | Norway         | 81.3  | Norway         | 81.4  | Sweden         | 81.6  | Finland        | 81.6  | Italy       | 81.2  | Finland        | 81.2  |
| Italy          | 79.7  | United Kingdom | 80.7  | United Kingdom | 80.2  | United Kingdom | 80.5  | United Kingdom | 80.4  | Italy          | 81.5  | Finland     | 80.8  | Italy          | 80.7  |
| Sweden         | 79.6  | Italy          | 80.1  | Switzerland    | 80.0  | Switzerland    | 80.2  | Ireland        | 79.9  | Spain          | 80.8  | Spain       | 80.5  | United Kingdom | 80.3  |
| Switzerland    | 79.5  | Switzerland    | 79.9  | Italy          | 79.9  | Ireland        | 80.2  | Switzerland    | 79.8  | United Kingdom | 80.7  | Ireland     | 80.4  | Ireland        | 80.2  |

#### Bottom 10 Nationalities

| 2011                   |       | 2012                   |       | 2013                   |       | 2014                   |       | 2015                   |       | 2016                   |       | 2017                   |       | 2018                   |       |
|------------------------|-------|------------------------|-------|------------------------|-------|------------------------|-------|------------------------|-------|------------------------|-------|------------------------|-------|------------------------|-------|
| Country                | Score | Country                | Score | Country                | Score | Country                | Score | Country                | Score | Country                | Score | Country                | Score | Country                | Score |
| Croatia                | 42.9  | Croatia                | 42.7  | Croatia                | 43.3  | Croatia                | 54.2  | Croatia                | 56.0  | Croatia                | 69.6  | Croatia                | 69.6  | Croatia                | 73.8  |
| North Macedonia        | 35.8  | Serbia                 | 37.6  | Serbia                 | 38.1  | Serbia                 | 38.6  | Russian Federation     | 38.9  | Serbia                 | 41.4  | Russian Federation     | 41.9  | Serbia                 | 42.1  |
| Serbia                 | 35.8  | North Macedonia        | 36.6  | North Macedonia        | 36.9  | Russian Federation     | 38.2  | Serbia                 | 38.5  | Russian Federation     | 41.3  | Serbia                 | 41.8  | Russian Federation     | 42.0  |
| Russian Federation     | 35.4  | Russian Federation     | 36.5  | Bosnia and Herzegovina | 35.8  | North Macedonia        | 37.1  | North Macedonia        | 37.4  | North Macedonia        | 38.9  | Moldova (Republic of)  | 39.3  | North Macedonia        | 39.3  |
| Ukraine                | 31.8  | Bosnia and Herzegovina | 35.0  | Albania                | 35.4  | Bosnia and Herzegovina | 36.0  | Bosnia and Herzegovina | 36.2  | Bosnia and Herzegovina | 38.9  | North Macedonia        | 39.3  | Bosnia and Herzegovina | 38.8  |
| Belarus                | 31.4  | Albania                | 35.0  | Russian Federation     | 33.7  | Albania                | 35.6  | Albania                | 35.5  | Albania                | 38.3  | Bosnia and Herzegovina | 38.9  | Albania                | 38.7  |
| Moldova (Republic of)  | 29.9  | Ukraine                | 32.6  | Ukraine                | 33.6  | Belarus                | 33.3  | Moldova (Republic of)  | 35.4  | Moldova (Republic of)  | 37.7  | Albania                | 38.8  | Moldova (Republic of)  | 38.6  |
| Bosnia and Herzegovina | 29.4  | Belarus                | 32.2  | Belarus                | 32.9  | Ukraine                | 32.8  | Belarus                | 32.4  | Belarus                | 34.3  | Ukraine                | 37.3  | Ukraine                | 38.2  |
| Albania                | 28.5  | Moldova (Republic of)  | 29.8  | Moldova (Republic of)  | 29.9  | Moldova (Republic of)  | 30.9  | Ukraine                | 30.8  | Ukraine                | 30.4  | Belarus                | 34.9  | Belarus                | 34.8  |
| Kosovo                 | 24.4  | Kosovo                 | 24.2  | Kosovo                 | 24.3  | Kosovo                 | 24.4  | Kosovo                 | 24.4  | Kosovo                 | 25.1  | Kosovo                 | 26.0  | Kosovo                 | 25.3  |

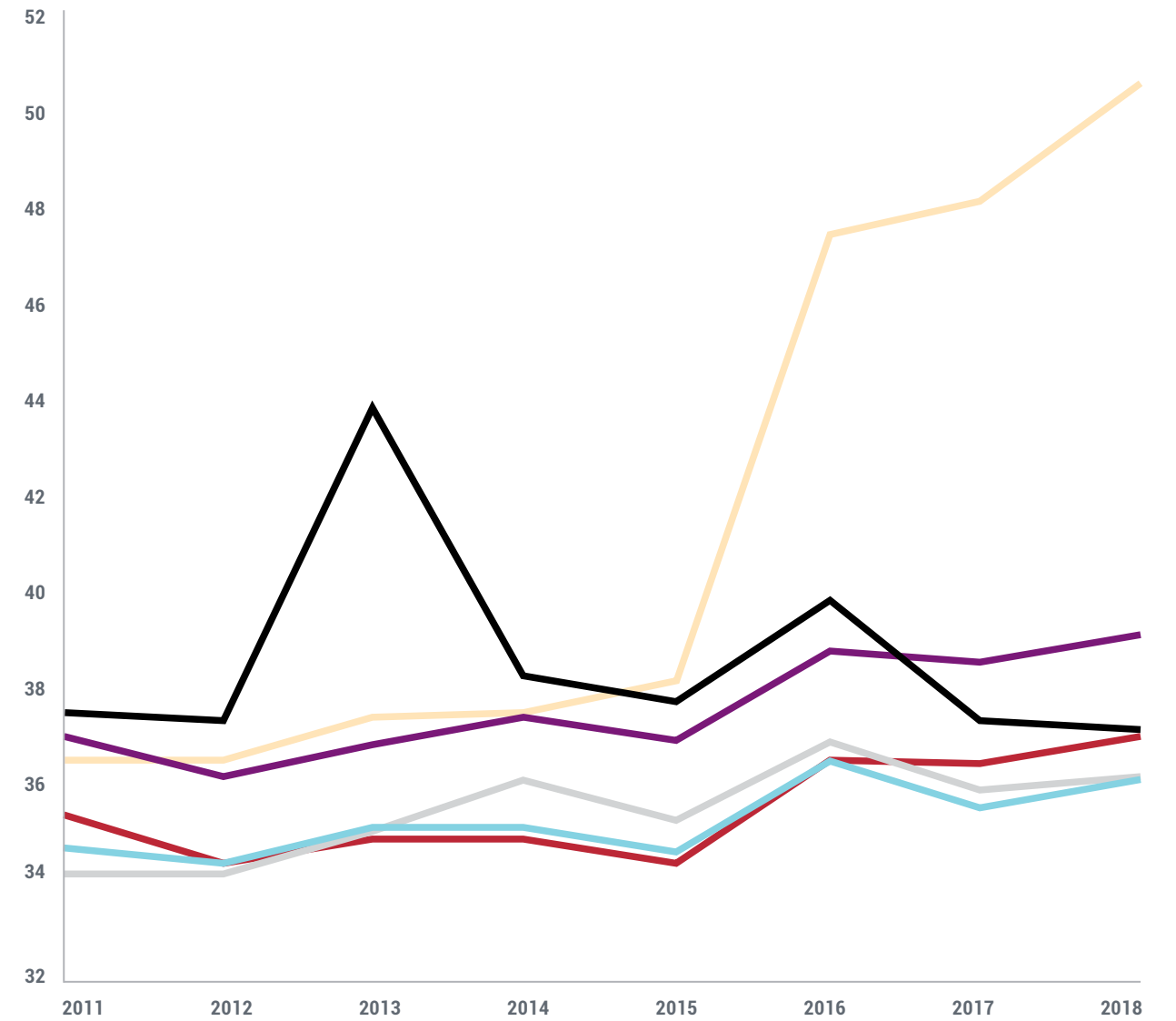
## Regional Overview: Commonwealth of Independent States (CIS)

### Quality of CIS Nationalities 2011–2018



## Regional Overview: Gulf Cooperation Council (GCC)

### Quality of GCC Nationalities 2011–2018



## Regional Overview: Middle East and North Africa (MENA)

### Quality of MENA Nationalities 2011–2018

#### Top 10 Nationalities


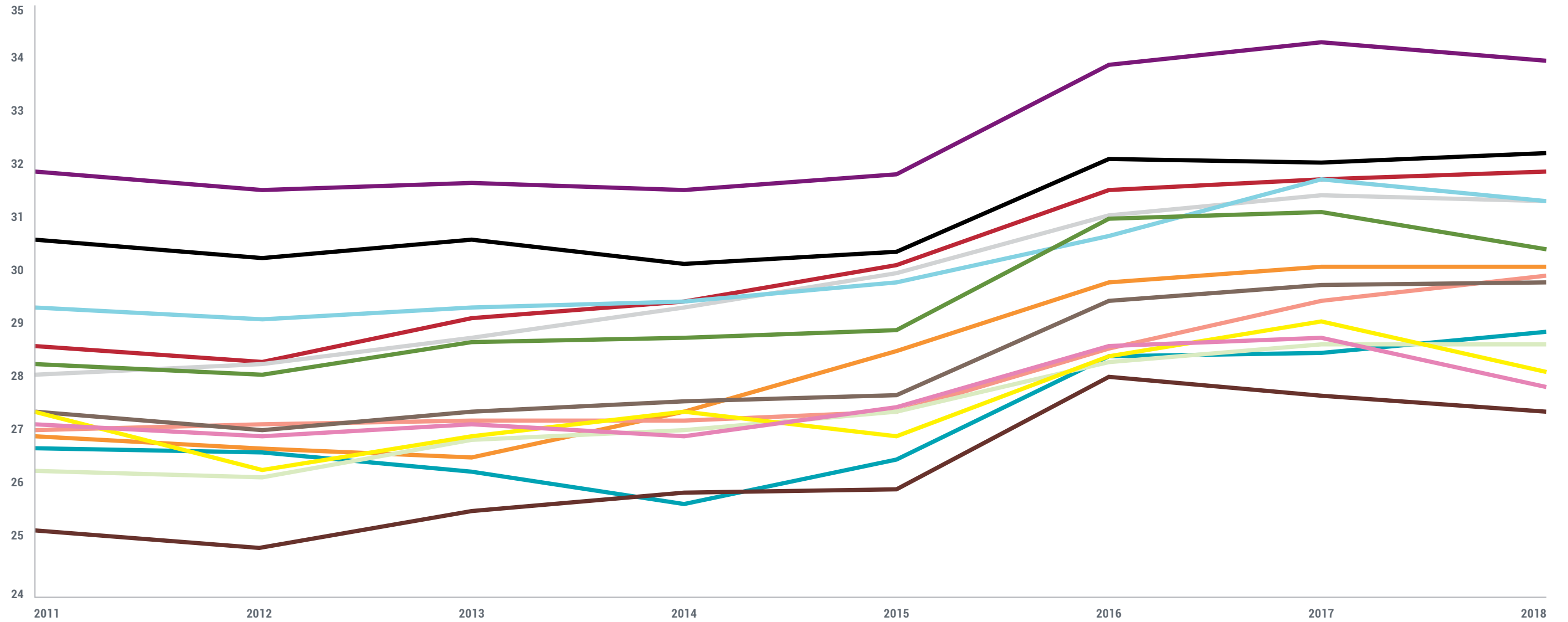
| 2011                 |       | 2012                  |       | 2013                  |       | 2014                 |       | 2015                 |       | 2016                 |       | 2017                 |       | 2018                 |       |
|----------------------|-------|-----------------------|-------|-----------------------|-------|----------------------|-------|----------------------|-------|----------------------|-------|----------------------|-------|----------------------|-------|
| Country              | Score | Country               | Score | Country               | Score | Country              | Score | Country              | Score | Country              | Score | Country              | Score | Country              | Score |
| Malta                | 73.2  | Malta                 | 75.5  | Malta                 | 75.7  | Malta                | 76.6  | Malta                | 76.5  | Malta                | 76.8  | Malta                | 76.9  | Malta                | 77.6  |
| Israel               | 44.0  | Israel                | 44.4  | Israel                | 45.1  | Israel               | 45.1  | Israel               | 44.2  | United Arab Emirates | 47.3  | United Arab Emirates | 47.9  | United Arab Emirates | 50.3  |
| Qatar                | 37.4  | Qatar                 | 37.3  | Qatar                 | 43.9  | Qatar                | 38.2  | United Arab Emirates | 38.0  | Israel               | 46.8  | Israel               | 46.9  | Israel               | 46.7  |
| Kuwait               | 36.9  | United Arab Emirates  | 36.4  | United Arab Emirates  | 37.4  | United Arab Emirates | 37.5  | Qatar                | 37.8  | Qatar                | 39.7  | Kuwait               | 38.5  | Kuwait               | 39.0  |
| United Arab Emirates | 36.5  | Kuwait                | 36.2  | Kuwait                | 36.8  | Kuwait               | 37.4  | Kuwait               | 36.9  | Kuwait               | 38.8  | Qatar                | 37.2  | Qatar                | 37.1  |
| Oman                 | 35.2  | Oman                  | 34.4  | Bahrain               | 35.1  | Saudi Arabia         | 36.0  | Saudi Arabia         | 35.2  | Saudi Arabia         | 36.8  | Oman                 | 36.4  | Oman                 | 37.1  |
| Bahrain              | 34.6  | Bahrain               | 34.4  | Oman                  | 35.0  | Bahrain              | 35.3  | Bahrain              | 34.6  | Oman                 | 36.6  | Saudi Arabia         | 35.9  | Saudi Arabia         | 36.2  |
| Saudi Arabia         | 34.1  | Saudi Arabia          | 34.2  | Saudi Arabia          | 34.9  | Oman                 | 35.0  | Oman                 | 34.5  | Bahrain              | 36.4  | Bahrain              | 35.6  | Bahrain              | 36.1  |
| Tunisia              | 30.3  | Syrian Arab Republic  | 32.0  | Tunisia               | 29.7  | Tunisia              | 29.7  | Tunisia              | 29.7  | Tunisia              | 30.2  | Tunisia              | 30.5  | Tunisia              | 29.9  |
| Morocco              | 26.4  | Palestinian Territory | 31.8  | Palestinian Territory | 28.9  | Jordan               | 26.9  | Morocco              | 26.8  | Morocco              | 27.6  | Morocco              | 28.3  | Morocco              | 28.1  |

#### Bottom 10 Nationalities

| 2011                       |       | 2012                       |       | 2013                       |       | 2014                    |       | 2015                       |       | 2016                    |       | 2017                    |       | 2018                    |       |
|----------------------------|-------|----------------------------|-------|----------------------------|-------|-------------------------|-------|----------------------------|-------|-------------------------|-------|-------------------------|-------|-------------------------|-------|
| Country                    | Score | Country                    | Score | Country                    | Score | Country                 | Score | Country                    | Score | Country                 | Score | Country                 | Score | Country                 | Score |
| Syrian Arab Republic       | 25.8  | Algeria                    | 26.0  | Egypt                      | 25.6  | Egypt                   | 25.2  | Iran (Islamic Republic of) | 25.1  | Lebanon                 | 25.2  | Lebanon                 | 25.4  | Lebanon                 | 25.1  |
| Iran (Islamic Republic of) | 24.6  | Egypt                      | 25.0  | Iran (Islamic Republic of) | 25.0  | Lebanon                 | 25.1  | Lebanon                    | 24.3  | Palestinian Territory   | 22.9  | Palestinian Territory   | 23.1  | Palestinian Territory   | 23.1  |
| Lebanon                    | 24.2  | Iran (Islamic Republic of) | 24.9  | Lebanon                    | 24.7  | Libya                   | 24.4  | Libya                      | 22.9  | Libya                   | 22.1  | Djibouti                | 22.3  | Djibouti                | 21.7  |
| Libya                      | 24.1  | Lebanon                    | 24.6  | Libya                      | 24.1  | Palestinian Territory   | 22.4  | Palestinian Territory      | 21.7  | Djibouti                | 21.5  | Libya                   | 22.1  | Libya                   | 21.7  |
| Palestinian Territory      | 21.5  | Libya                      | 22.9  | Djibouti                   | 21.2  | Djibouti                | 21.5  | Djibouti                   | 21.2  | Ethiopia                | 20.2  | Ethiopia                | 20.0  | Ethiopia                | 19.9  |
| Djibouti                   | 20.8  | Djibouti                   | 20.8  | Yemen                      | 20.4  | Yemen                   | 20.9  | Yemen                      | 20.4  | Sudan (Republic of the) | 18.6  | Sudan (Republic of the) | 19.3  | Iraq                    | 19.4  |
| Yemen                      | 20.1  | Yemen                      | 20.2  | Syrian Arab Republic       | 20.1  | Iraq                    | 19.9  | Ethiopia                   | 19.5  | Iraq                    | 18.5  | Yemen                   | 17.9  | Sudan (Republic of the) | 18.9  |
| Iraq                       | 19.3  | Iraq                       | 19.8  | Iraq                       | 20.1  | Ethiopia                | 19.2  | Iraq                       | 18.7  | Yemen                   | 18.0  | Syrian Arab Republic    | 16.9  | Yemen                   | 17.2  |
| Ethiopia                   | 17.9  | Ethiopia                   | 17.8  | Ethiopia                   | 18.2  | Syrian Arab Republic    | 18.7  | Syrian Arab Republic       | 18.0  | Syrian Arab Republic    | 16.7  | South Sudan             | 16.7  | Syrian Arab Republic    | 16.8  |
| Sudan (Republic of the)    | 16.8  | Sudan (Republic of the)    | 17.1  | Sudan (Republic of the)    | 17.8  | Sudan (Republic of the) | 17.9  | Sudan (Republic of the)    | 17.9  | South Sudan             | 16.5  | Iraq                    | 15.6  | South Sudan             | 15.9  |

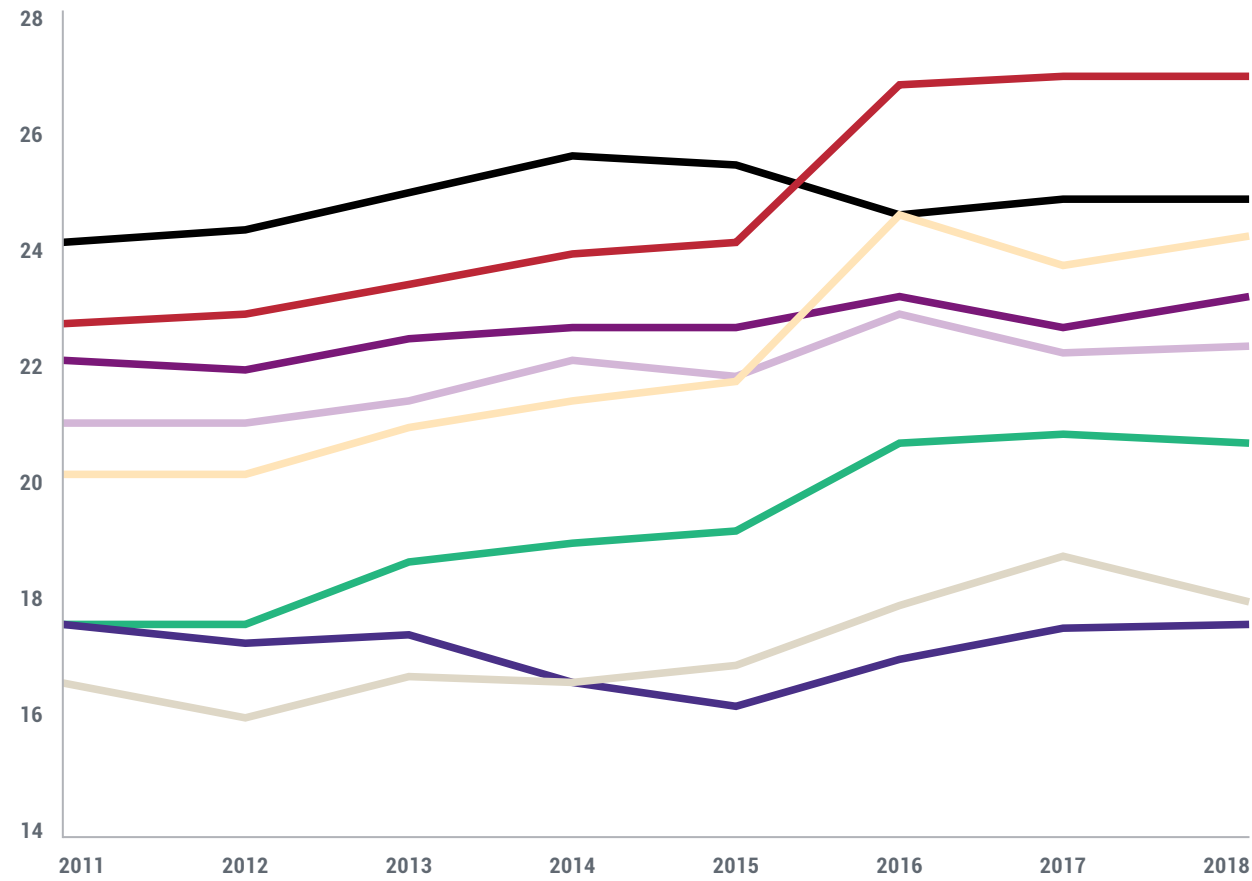
## Regional Overview: Economic Community of West African States (ECOWAS)

Quality of ECOWAS Nationalities 2011–2018


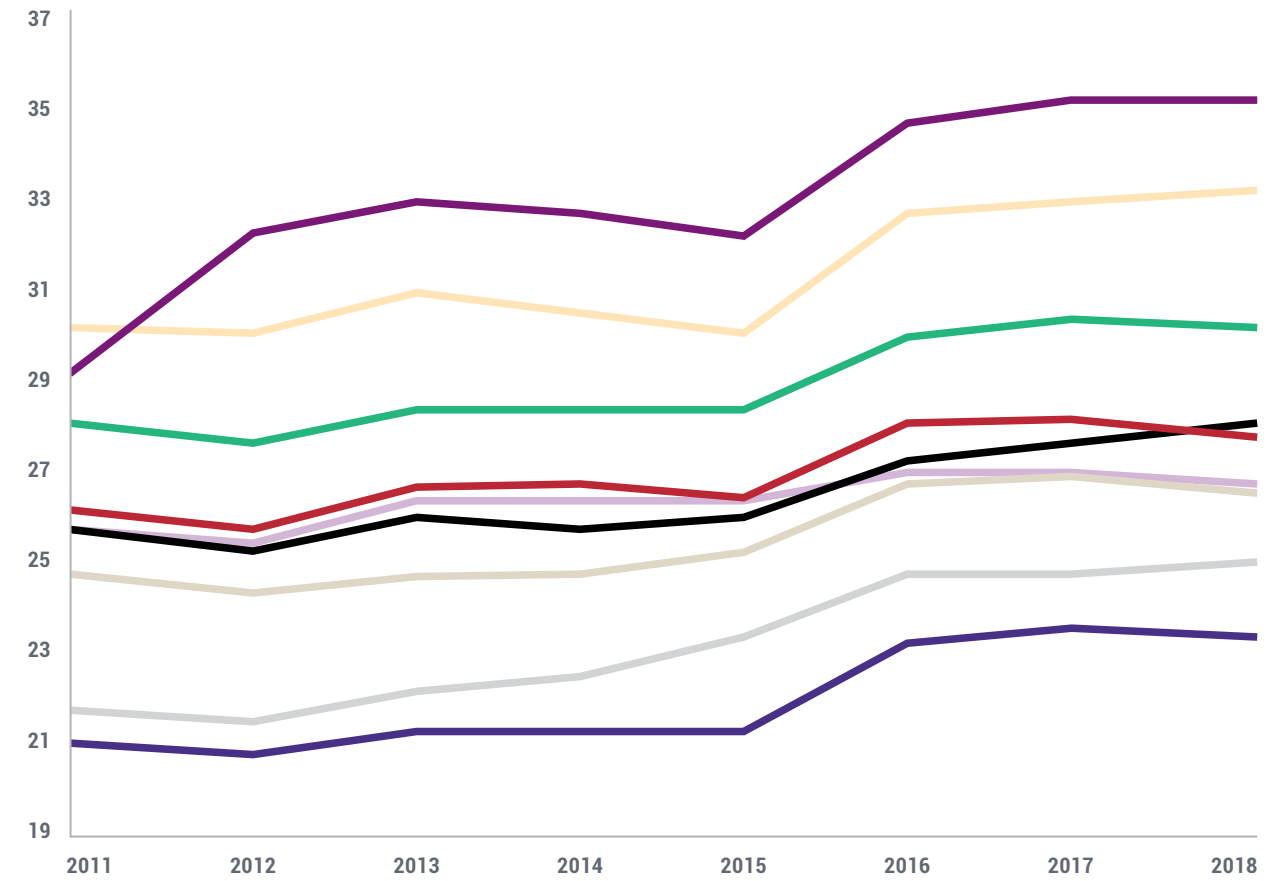


## Regional Overview: Central and Southern Africa

### Quality of Central African Nationalities 2011–2018



### Quality of Southern African Nationalities 2011–2018



## Regional Overview: Asia

### Quality of Asian Nationalities 2011–2018

#### Top 10 Nationalities

| 2011                   |       | 2012                    |       | 2013                    |       | 2014                    |       | 2015                    |       | 2016                    |       | 2017                    |       | 2018                    |       |
|------------------------|-------|-------------------------|-------|-------------------------|-------|-------------------------|-------|-------------------------|-------|-------------------------|-------|-------------------------|-------|-------------------------|-------|
| Country                | Score | Country                 | Score | Country                 | Score | Country                 | Score | Country                 | Score | Country                 | Score | Country                 | Score | Country                 | Score |
| Japan                  | 58.7  | Japan                   | 59.0  | Japan                   | 59.0  | Japan                   | 59.2  | Japan                   | 58.1  | Japan                   | 58.6  | Japan                   | 58.3  | Japan                   | 58.4  |
| Singapore              | 54.0  | Singapore               | 54.4  | Singapore               | 54.9  | Singapore               | 54.8  | Singapore               | 54.4  | Singapore               | 54.8  | Singapore               | 54.9  | Singapore               | 55.1  |
| Korea (Republic of)    | 50.6  | Korea (Republic of)     | 53.0  | Korea (Republic of)     | 53.0  | Korea (Republic of)     | 53.2  | Korea (Republic of)     | 53.8  | Korea (Republic of)     | 54.2  | Korea (Republic of)     | 54.4  | Korea (Republic of)     | 54.2  |
| Malaysia               | 48.8  | Brunei Darussalam       | 48.8  | Brunei Darussalam       | 48.8  | Brunei Darussalam       | 49.1  | Brunei Darussalam       | 48.9  | Malaysia                | 50.7  | Malaysia                | 50.9  | Malaysia                | 51.0  |
| Brunei Darussalam      | 48.5  | Malaysia                | 48.4  | Malaysia                | 47.9  | Malaysia                | 49.0  | Malaysia                | 48.6  | Brunei Darussalam       | 49.3  | Brunei Darussalam       | 49.6  | United Arab Emirates    | 50.3  |
| Hong Kong, China (SAR) | 47.1  | Hong Kong, China (SAR)  | 47.5  | Hong Kong, China (SAR)  | 47.5  | Hong Kong, China (SAR)  | 47.6  | Hong Kong, China (SAR)  | 47.5  | Hong Kong, China (SAR)  | 49.0  | Hong Kong, China (SAR)  | 48.2  | Brunei Darussalam       | 49.2  |
| Israel                 | 44.0  | Israel                  | 44.4  | Israel                  | 45.1  | Chinese Taipei (Taiwan) | 46.3  | Chinese Taipei (Taiwan) | 45.9  | United Arab Emirates    | 47.3  | United Arab Emirates    | 47.9  | Hong Kong, China (SAR)  | 48.9  |
| Macao                  | 40.2  | Chinese Taipei (Taiwan) | 42.4  | Chinese Taipei (Taiwan) | 44.2  | Israel                  | 45.1  | Israel                  | 44.2  | Israel                  | 46.8  | Israel                  | 46.9  | Israel                  | 46.7  |
| Qatar                  | 37.4  | Macao                   | 40.7  | Qatar                   | 43.9  | Macao                   | 41.8  | Macao                   | 41.8  | Chinese Taipei (Taiwan) | 45.7  | Chinese Taipei (Taiwan) | 46.2  | Chinese Taipei (Taiwan) | 46.1  |
| Kuwait                 | 36.9  | Qatar                   | 37.3  | Macao                   | 40.9  | China                   | 39.4  | China                   | 39.8  | Macao                   | 43.5  | Macao                   | 43.8  | China                   | 44.3  |


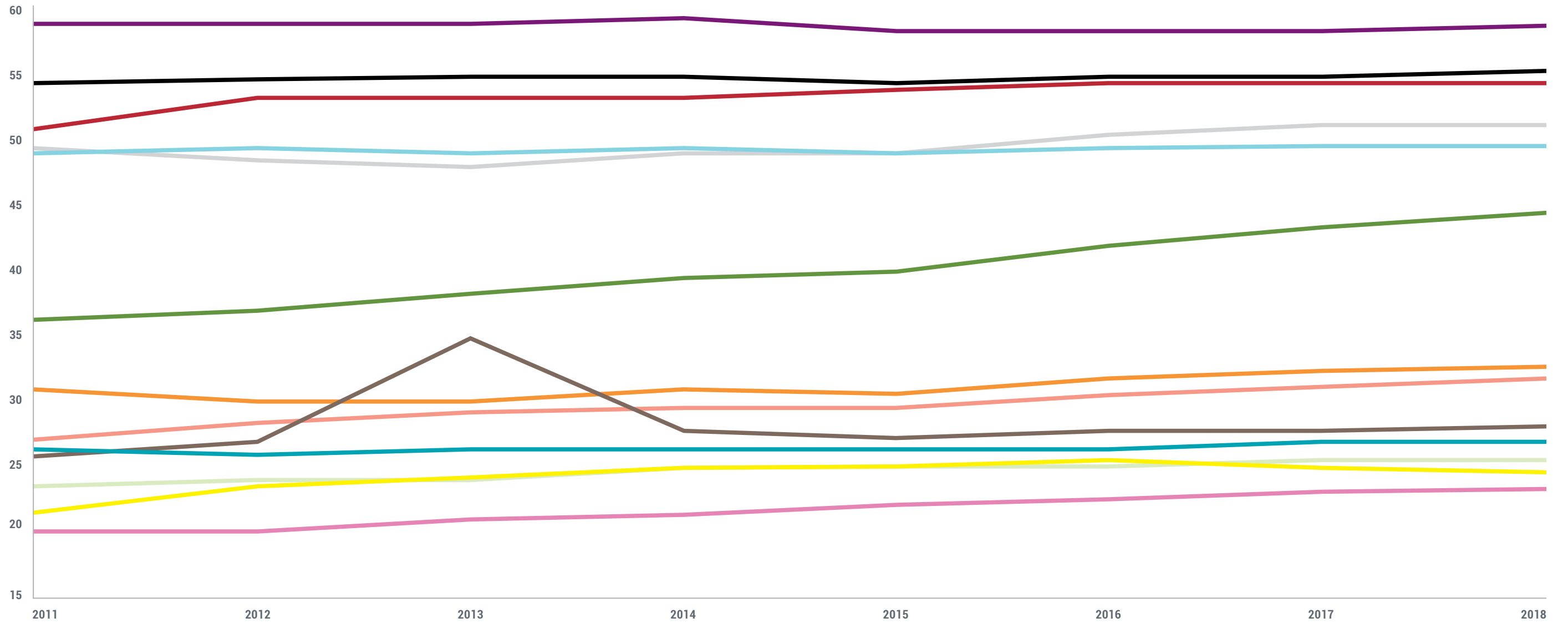
#### Bottom 10 Nationalities

| 2011                  |       | 2012             |       | 2013                 |       | 2014                  |       | 2015                  |       | 2016                  |       | 2017                  |       | 2018                  |       |
|-----------------------|-------|------------------|-------|----------------------|-------|-----------------------|-------|-----------------------|-------|-----------------------|-------|-----------------------|-------|-----------------------|-------|
| Country               | Score | Country          | Score | Country              | Score | Country               | Score | Country               | Score | Country               | Score | Country               | Score | Country               | Score |
| Lao <sup>1</sup>      | 23.5  | Timor-Leste      | 24.0  | Lao <sup>1</sup>     | 24.3  | Sri Lanka             | 24.6  | Lebanon               | 24.3  | Lao <sup>1</sup>      | 24.9  | Bangladesh            | 23.6  | Bangladesh            | 23.6  |
| Nepal                 | 22.4  | Lao <sup>1</sup> | 23.9  | Cambodia             | 23.9  | Nepal                 | 23.0  | Nepal                 | 23.1  | Bangladesh            | 23.3  | Myanmar               | 23.2  | Palestinian Territory | 23.1  |
| Bangladesh            | 22.3  | Cambodia         | 23.5  | Nepal                | 22.4  | Bangladesh            | 22.4  | Bangladesh            | 22.7  | Nepal                 | 23.1  | Korea (DPRK)          | 23.1  | Myanmar               | 23.1  |
| Palestinian Territory | 21.5  | Nepal            | 22.2  | Bangladesh           | 22.1  | Palestinian Territory | 22.4  | Myanmar               | 21.9  | Palestinian Territory | 22.9  | Nepal                 | 23.1  | Nepal                 | 23.0  |
| Cambodia              | 21.2  | Bangladesh       | 21.9  | Myanmar              | 20.8  | Myanmar               | 21.5  | Palestinian Territory | 21.7  | Myanmar               | 22.5  | Palestinian Territory | 23.1  | Korea (DPRK)          | 22.9  |
| Yemen                 | 20.1  | Yemen            | 20.2  | Yemen                | 20.4  | Yemen                 | 20.9  | Yemen                 | 20.4  | Pakistan              | 18.6  | Pakistan              | 19.3  | Iraq                  | 19.4  |
| Myanmar               | 19.7  | Myanmar          | 20.0  | Syrian Arab Republic | 20.1  | Iraq                  | 19.9  | Iraq                  | 18.7  | Iraq                  | 18.5  | Yemen                 | 17.9  | Pakistan              | 19.0  |
| Pakistan              | 19.3  | Iraq             | 19.8  | Iraq                 | 20.1  | Syrian Arab Republic  | 18.7  | Pakistan              | 18.5  | Yemen                 | 18.0  | Syrian Arab Republic  | 16.9  | Yemen                 | 17.2  |
| Iraq                  | 19.3  | Pakistan         | 18.7  | Pakistan             | 18.4  | Pakistan              | 18.5  | Syrian Arab Republic  | 18.0  | Syrian Arab Republic  | 16.7  | Iraq                  | 15.6  | Syrian Arab Republic  | 16.8  |
| Afghanistan           | 15.4  | Afghanistan      | 15.0  | Afghanistan          | 15.0  | Afghanistan           | 15.5  | Afghanistan           | 15.3  | Afghanistan           | 15.2  | Afghanistan           | 15.1  | Afghanistan           | 15.4  |

1 Lao People's Democratic Republic

## Regional Overview: Association of Southeast Asian Nations Plus 3 (APT) Cooperation

Quality of APT Cooperation Nationalities 2011–2018



## Regional Overview: Latin America

### Quality of Latin American Nationalities 2011–2018

#### Top 10 Nationalities

| 2011                   |       | 2012                   |       | 2013                   |       | 2014                   |       | 2015                   |       | 2016                   |       | 2017                   |       | 2018                   |       |
|------------------------|-------|------------------------|-------|------------------------|-------|------------------------|-------|------------------------|-------|------------------------|-------|------------------------|-------|------------------------|-------|
| Country                | Score | Country                | Score | Country                | Score | Country                | Score | Country                | Score | Country                | Score | Country                | Score | Country                | Score |
| Argentina              | 49.3  | Chile                  | 49.8  | Chile                  | 50.0  | Argentina              | 51.3  | Chile                  | 53.0  | Chile                  | 54.9  | Chile                  | 55.5  | Chile                  | 55.2  |
| Brazil                 | 49.0  | Argentina              | 49.8  | Argentina              | 49.9  | Chile                  | 50.8  | Argentina              | 51.1  | Argentina              | 54.2  | Argentina              | 54.4  | Argentina              | 54.5  |
| Chile                  | 48.9  | Brazil                 | 48.7  | Brazil                 | 49.6  | Brazil                 | 50.5  | Brazil                 | 50.0  | Brazil                 | 51.8  | Brazil                 | 54.2  | Brazil                 | 54.3  |
| Uruguay                | 46.5  | Uruguay                | 46.6  | Uruguay                | 47.3  | Uruguay                | 48.4  | Uruguay                | 47.9  | Uruguay                | 50.6  | Uruguay                | 50.6  | Uruguay                | 50.5  |
| Paraguay               | 42.4  | Paraguay               | 42.7  | Mexico                 | 42.6  | Paraguay               | 43.9  | Guatemala              | 46.6  | Paraguay               | 46.4  | Paraguay               | 46.7  | Paraguay               | 46.8  |
| Mexico                 | 41.9  | Costa Rica             | 41.9  | Costa Rica             | 41.9  | Mexico                 | 42.7  | Paraguay               | 43.6  | Mexico                 | 45.2  | Mexico                 | 45.6  | Mexico                 | 45.7  |
| Costa Rica             | 41.9  | Mexico                 | 41.8  | Venezuela <sup>1</sup> | 40.7  | Costa Rica             | 42.0  | Costa Rica             | 42.1  | Costa Rica             | 45.2  | Peru                   | 45.2  | Peru                   | 45.6  |
| Panama                 | 39.9  | Venezuela <sup>1</sup> | 40.4  | Paraguay               | 38.9  | Panama                 | 41.4  | Mexico                 | 41.9  | Peru                   | 44.9  | Costa Rica             | 45.2  | Costa Rica             | 45.5  |
| Venezuela <sup>1</sup> | 39.8  | Panama                 | 40.0  | El Salvador            | 38.7  | Venezuela <sup>1</sup> | 40.8  | Panama                 | 41.0  | Panama                 | 43.8  | Panama                 | 43.8  | Venezuela <sup>1</sup> | 44.3  |
| El Salvador            | 37.7  | El Salvador            | 38.4  | Guatemala              | 37.1  | El Salvador            | 38.1  | Venezuela <sup>1</sup> | 40.4  | Venezuela <sup>1</sup> | 42.2  | Venezuela <sup>1</sup> | 42.4  | Panama                 | 43.8  |

#### Bottom 10 Nationalities

| 2011                 |       | 2012                 |       | 2013                 |       | 2014                 |       | 2015                 |       | 2016                 |       | 2017                 |       | 2018                 |       |
|----------------------|-------|----------------------|-------|----------------------|-------|----------------------|-------|----------------------|-------|----------------------|-------|----------------------|-------|----------------------|-------|
| Country              | Score | Country              | Score | Country              | Score | Country              | Score | Country              | Score | Country              | Score | Country              | Score | Country              | Score |
| Guatemala            | 36.2  | Guatemala            | 36.7  | Panama               | 36.9  | Guatemala            | 37.2  | Peru                 | 37.0  | Colombia             | 41.8  | Colombia             | 42.4  | Colombia             | 43.3  |
| Honduras             | 36.1  | Honduras             | 36.2  | Honduras             | 36.7  | Honduras             | 36.8  | El Salvador          | 36.5  | El Salvador          | 39.9  | El Salvador          | 39.9  | El Salvador          | 39.7  |
| Nicaragua            | 35.2  | Nicaragua            | 35.6  | Nicaragua            | 36.0  | Nicaragua            | 36.2  | Honduras             | 36.4  | Honduras             | 39.2  | Honduras             | 39.5  | Honduras             | 39.2  |
| Peru                 | 34.8  | Peru                 | 35.5  | Peru                 | 33.3  | Peru                 | 36.1  | Nicaragua            | 36.0  | Ecuador              | 38.5  | Ecuador              | 39.4  | Ecuador              | 39.1  |
| Bolivia <sup>2</sup> | 32.4  | Bolivia <sup>2</sup> | 31.9  | Bolivia <sup>2</sup> | 32.4  | Bolivia <sup>2</sup> | 33.8  | Ecuador              | 35.2  | Guatemala            | 38.4  | Guatemala            | 38.7  | Guatemala            | 39.1  |
| Ecuador              | 29.8  | Ecuador              | 30.2  | Ecuador              | 30.6  | Colombia             | 31.7  | Bolivia <sup>2</sup> | 33.8  | Nicaragua            | 38.0  | Nicaragua            | 38.1  | Nicaragua            | 38.5  |
| Cuba                 | 28.2  | Cuba                 | 28.3  | Cuba                 | 29.0  | Ecuador              | 31.5  | Colombia             | 31.9  | Bolivia <sup>2</sup> | 36.0  | Bolivia <sup>2</sup> | 36.1  | Bolivia <sup>2</sup> | 35.8  |
| Dominican Republic   | 27.6  | Dominican Republic   | 27.2  | Colombia             | 27.8  | Cuba                 | 29.5  | Cuba                 | 28.5  | Cuba                 | 29.7  | Dominican Republic   | 29.6  | Dominican Republic   | 30.2  |
| Colombia             | 26.6  | Colombia             | 26.9  | Dominican Republic   | 27.6  | Dominican Republic   | 27.7  | Dominican Republic   | 27.1  | Dominican Republic   | 28.8  | Cuba                 | 29.5  | Cuba                 | 30.0  |
| Haiti                | 21.0  | Haiti                | 21.2  | Haiti                | 21.8  | Haiti                | 22.1  | Haiti                | 22.5  | Haiti                | 23.6  | Haiti                | 23.9  | Haiti                | 23.6  |

<sup>1</sup> Venezuela (Bolivarian Republic of)

<sup>2</sup> Bolivia (Plurinational State of)



## Regional Overview: North America

### Quality of North American Nationalities 2011–2018

#### Top 10 Nationalities


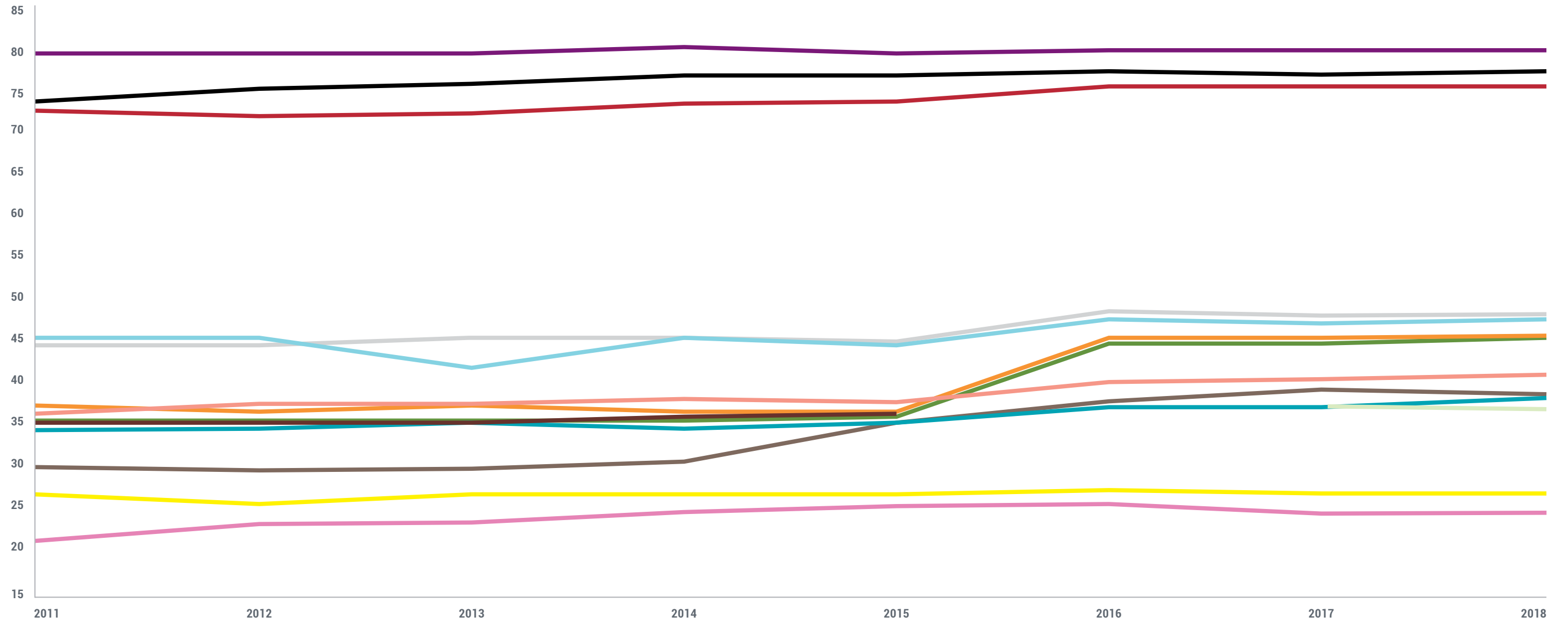
| 2011                  |       | 2012                  |       | 2013                  |       | 2014                  |       | 2015                  |       | 2016                             |       | 2017                             |       | 2018                             |       |
|-----------------------|-------|-----------------------|-------|-----------------------|-------|-----------------------|-------|-----------------------|-------|----------------------------------|-------|----------------------------------|-------|----------------------------------|-------|
| Country               | Score | Country               | Score | Country               | Score | Country               | Score | Country               | Score | Country                          | Score | Country                          | Score | Country                          | Score |
| United States         | 65.0  | United States         | 65.2  | United States         | 65.2  | United States         | 65.4  | United States         | 67.2  | United States                    | 71.2  | United States                    | 70.9  | United States                    | 70.0  |
| Canada                | 54.2  | Canada                | 47.4  | Canada                | 47.9  | Canada                | 55.0  | Canada                | 47.8  | Canada                           | 49.1  | Canada                           | 55.2  | Canada                           | 55.3  |
| Antigua and Barbuda   | 44.7  | Saint Kitts and Nevis | 44.9  | Antigua and Barbuda   | 45.4  | Antigua and Barbuda   | 45.3  | Guatemala             | 46.6  | Antigua and Barbuda              | 48.1  | Antigua and Barbuda              | 47.7  | Antigua and Barbuda              | 47.7  |
| Saint Kitts and Nevis | 44.5  | Antigua and Barbuda   | 44.9  | Bahamas               | 44.4  | Saint Kitts and Nevis | 45.1  | Bahamas               | 45.3  | Saint Kitts and Nevis            | 47.2  | Saint Kitts and Nevis            | 47.3  | Saint Kitts and Nevis            | 47.5  |
| Bahamas               | 43.6  | Bahamas               | 44.1  | Barbados              | 44.1  | Bahamas               | 44.2  | Antigua and Barbuda   | 44.8  | Bahamas                          | 45.9  | Barbados                         | 46.1  | Barbados                         | 46.3  |
| Barbados              | 43.1  | Barbados              | 43.6  | Mexico                | 42.6  | Barbados              | 43.6  | Saint Kitts and Nevis | 44.5  | Barbados                         | 45.8  | Saint Vincent and the Grenadines | 45.7  | Saint Vincent and the Grenadines | 46.3  |
| Mexico                | 41.9  | Costa Rica            | 41.9  | Saint Kitts and Nevis | 42.1  | Mexico                | 42.7  | Barbados              | 42.9  | Saint Vincent and the Grenadines | 45.6  | Mexico                           | 45.6  | Mexico                           | 45.7  |
| Costa Rica            | 41.9  | Mexico                | 41.8  | Costa Rica            | 41.9  | Costa Rica            | 42.0  | Costa Rica            | 42.1  | Mexico                           | 45.2  | Bahamas                          | 45.4  | Grenada                          | 45.7  |
| Panama                | 39.9  | Panama                | 40.0  | El Salvador           | 38.7  | Panama                | 41.4  | Mexico                | 41.9  | Costa Rica                       | 45.2  | Saint Lucia                      | 45.2  | Bahamas                          | 45.5  |
| El Salvador           | 37.7  | El Salvador           | 38.4  | Saint Lucia           | 37.3  | El Salvador           | 38.1  | Panama                | 41.0  | Saint Lucia                      | 45.2  | Grenada                          | 45.2  | Costa Rica                       | 45.5  |

#### Bottom 10 Nationalities

| 2011                |       | 2012                |       | 2013                             |       | 2014                             |       | 2015                |       | 2016                |       | 2017                |       | 2018                |       |
|---------------------|-------|---------------------|-------|----------------------------------|-------|----------------------------------|-------|---------------------|-------|---------------------|-------|---------------------|-------|---------------------|-------|
| Country             | Score | Country             | Score | Country                          | Score | Country                          | Score | Country             | Score | Country             | Score | Country             | Score | Country             | Score |
| Honduras            | 36.1  | Honduras            | 36.2  | Nicaragua                        | 36.0  | Saint Vincent and the Grenadines | 36.7  | El Salvador         | 36.5  | Trinidad and Tobago | 43.2  | Trinidad and Tobago | 42.8  | Trinidad and Tobago | 43.3  |
| Grenada             | 35.4  | Nicaragua           | 35.6  | Grenada                          | 36.0  | Nicaragua                        | 36.2  | Honduras            | 36.4  | El Salvador         | 39.9  | El Salvador         | 39.9  | El Salvador         | 39.7  |
| Dominica            | 35.2  | Grenada             | 35.6  | Saint Vincent and the Grenadines | 35.9  | Dominica                         | 36.0  | Dominica            | 36.3  | Honduras            | 39.2  | Honduras            | 39.5  | Honduras            | 39.2  |
| Nicaragua           | 35.2  | Dominica            | 35.1  | Dominica                         | 35.9  | Grenada                          | 35.9  | Nicaragua           | 36.0  | Guatemala           | 38.4  | Guatemala           | 38.7  | Guatemala           | 39.1  |
| Trinidad and Tobago | 34.8  | Trinidad and Tobago | 34.6  | Trinidad and Tobago              | 35.4  | Trinidad and Tobago              | 35.4  | Trinidad and Tobago | 34.8  | Nicaragua           | 38.0  | Nicaragua           | 38.1  | Nicaragua           | 38.5  |
| Belize              | 30.9  | Belize              | 30.5  | Belize                           | 31.3  | Belize                           | 31.3  | Belize              | 31.8  | Belize              | 34.2  | Belize              | 34.4  | Belize              | 34.1  |
| Jamaica             | 29.9  | Jamaica             | 29.9  | Jamaica                          | 30.3  | Jamaica                          | 30.4  | Jamaica             | 30.5  | Jamaica             | 32.0  | Jamaica             | 32.1  | Jamaica             | 32.0  |
| Cuba                | 28.2  | Cuba                | 28.3  | Cuba                             | 29.0  | Cuba                             | 29.5  | Cuba                | 28.5  | Cuba                | 29.7  | Dominican Republic  | 29.6  | Dominican Republic  | 30.2  |
| Dominican Republic  | 27.6  | Dominican Republic  | 27.2  | Dominican Republic               | 27.6  | Dominican Republic               | 27.7  | Dominican Republic  | 27.1  | Dominican Republic  | 28.8  | Cuba                | 29.5  | Cuba                | 30.0  |
| Haiti               | 21.0  | Haiti               | 21.2  | Haiti                            | 21.8  | Haiti                            | 22.1  | Haiti               | 22.5  | Haiti               | 23.6  | Haiti               | 23.9  | Haiti               | 23.6  |

# Citizenship-by-Investment (CBI) Nationalities Overview


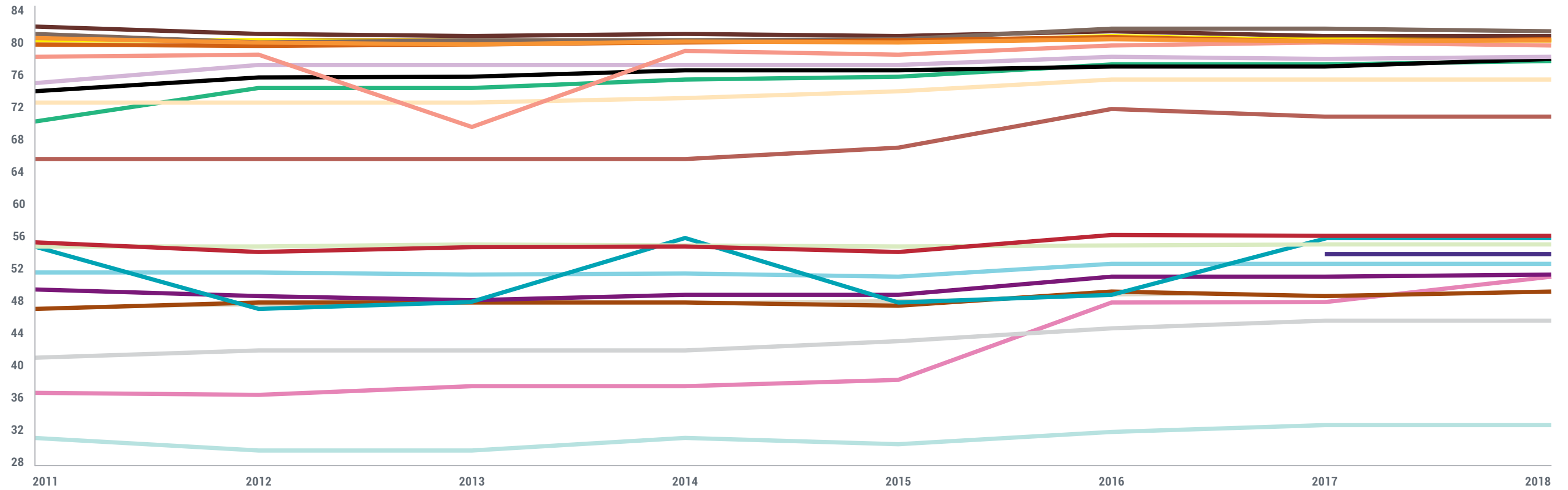
## Quality of CBI Nationalities 2011–2018



Note: No data for Vanuatu prior to 2017

# Residence-by-Investment (RBI) Nationalities Overview

## Quality of RBI Nationalities 2011–2018



Note: No data for Jersey prior to 2017

## Henley & Partners Group Offices

For a complete and up-to-date list of all Henley & Partners group office locations worldwide, visit [henleyglobal.com](http://henleyglobal.com)

### Antigua and Barbuda

+1 268 562 2625  
antigua@henleyglobal.com

### Australia

+61 3 8680 2525  
australia@henleyglobal.com

### Austria

+43 1 361 6110  
austria@henleyglobal.com

### Canada

+1 514 288 1997  
canada@henleyglobal.com

### China

+86 20 2206 0499  
china@henleyglobal.com

### Croatia

+385 21 321 027  
croatia@henleyglobal.com

### Cyprus

+357 2531 1844  
cyprus@henleyglobal.com

### Dubai (UAE)

+971 4 392 77 22  
dubai@henleyglobal.com

### Greece

+30 21 0983 8705  
greece@henleyglobal.com

### Grenada

+1 473 443 4000  
grenada@henleyglobal.com

### Hong Kong

+852 3101 4100  
hongkong@henleyglobal.com

### Jersey (British Isles)

+44 1534 514 888  
jersey@henleyglobal.com

### Latvia

+371 66 05 10 09  
latvia@henleyglobal.com

### Malaysia

+603 2731 9340  
malaysia@henleyglobal.com

### Malta

+356 2138 7400  
malta@henleyglobal.com

### Moldova

+373 22 109 209  
moldova@henleyglobal.com

### Montenegro

+382 20 674 074  
montenegro@henleyglobal.com

### Philippines

+63 2 8669 2771  
philippines@henleyglobal.com

### Portugal

+351 213 970 977  
portugal@henleyglobal.com

### Singapore

+65 6438 7117  
singapore@henleyglobal.com

### Slovakia

+421 2 3231 0675  
bratislava@henleyglobal.com

### South Africa

+27 21 850 0524  
southafrica@henleyglobal.com

### South Korea

+82 2 2008 4664  
korea@henleyglobal.com

### St. Kitts and Nevis

+1 869 465 6220  
stkitts@henleyglobal.com

### St. Lucia

+1 758 458 9777  
stlucia@henleyglobal.com

### Switzerland

+41 44 266 22 22  
switzerland@henleyglobal.com

### Thailand

+662 041 4628  
thailand@henleyglobal.com

### United Kingdom

+44 207 823 10 10  
uk@henleyglobal.com

### Vietnam

+84 28 3911 1667  
vietnam@henleyglobal.com

*Kälin and Kochenov's Quality of Nationality Index (QNI)* ranks the objective value of all nationalities as legal statuses of attachment to states. Using a wide variety of strictly quantifiable data to gauge the opportunities presented and limitations imposed by nationalities on their holders, the QNI provides a comprehensive ranking of the intrinsic quality of each citizenship status of the world. Both the internal value (economic opportunities, human development, and peace and stability) and the external value (including the number and quality of visa-free travel and, crucially, settlement destinations) of all the nationalities of the world are measured, only to reveal the reality that the quality of nationalities is not correlated with the prestige of the issuing states.

Beautifully produced, richly illustrated, and accompanied by insightful expert commentary, the QNI is the seminal reference for citizenship aficionados. It is also an invaluable tool to illustrate the huge discrepancies in the value of the nationalities of the world: showcasing first hand the unequal distribution of rights and opportunities that different nationalities bring to their holders.

Pre-order now:

[www.hartpublishing.co.uk](http://www.hartpublishing.co.uk)